

Kent Free Trees Scheme

Twenty five trees for free!

Application form inside



Delivered by Kent Countryside
Management Partnerships
in association with Network Rail

Trees Species:**Number:**

Alder

Ash

Beech

Birch

Blackthorn

Cherry, Wild

Crab Apple

Dogwood

Field Maple

Guelder-rose

Hawthorn

Hazel

Holly (only one free per application)

Hornbeam

Oak, Pendunculate (Common)

Oak, Sessile

Rowan (Mountain Ash)

Wayfaring Tree

Whitebeam

Willow, Crack

Hedges and Plants:

Chalk soil hedge plants

Sandy soil hedge plants

Clay soil hedge plants

High Weald hedge plants

Total Number of Trees:
(first 25 free)**Planting Accessories:****Number:**

Spiral guards to be purchased

Tree shelters to be purchased

Mulch mats to be purchased

Please indicate your Landscape Area:

Greater Thames Estuary

North Kent Plain

North Downs

Wealden Greensand

Low Weald

High Weald

Where would you prefer to collect your trees from (Please tick one only)

Ashford, Wye

Bedgebury Pinetum

Canterbury

Dartford

Faversham

Folkestone (M20, J13)

Samphire Hoe, Dover

Sandling, Maidstone

Sevenoaks

Thanet

Tunbridge Wells

Please send your completed application form along with your map (please remember cheque for any extra trees or accessories ordered) to:

Kent County Council

Business Support Unit, Environment & Waste

Second Floor, Invicta House,

Maidstone, ME14 1XX

In partnership with:



This leaflet has been printed on environmentally friendly paper which is totally chlorine free and has come from managed forests.



“We were very pleased with the trees, and we are most grateful for this initiative.”



introducing the

Kent Free Trees Scheme



The Kent Free Trees Scheme offers up to 25 trees completely free of charge to individuals and organisations in Kent. All of our trees are species native to the county. All you need to do is pick up the trees, plant them yourself and care for them as they grow.

Why are you giving trees away for free?

Trees make a vital contribution to Kent's natural environment. By encouraging the planting of native trees there is a positive effect on the landscape and biodiversity of Kent's countryside.

What are the trees like?

The trees we supply are very young, and typically **no more than one metre in height**. They are supplied as bare-rooted 'whips', and will easily fit into the boot of a car.

Just take the following five easy steps to apply for your free trees, and make your own positive contribution to Kent's natural environment. Make sure your application reaches us by **30th October** to be included in the current year's scheme.

Where can I get additional application booklets from?

You can download an application form at www.kent.gov.uk/environment/our-environment/natural-environment/kent-free-trees-scheme.htm or call Kent County Council's Contact Centre on 08458 247 600 who will be able to provide you with extra booklets.

This booklet is also available in alternative formats and can be explained in a range of languages. Please call the same number for help.

And that's not all.

They help to combat global warming by absorbing carbon dioxide in the atmosphere. By planting 25 trees, up to 7 tonnes of CO² could be absorbed during their lifetime – almost a year's worth of emissions from the average household.



are you **eligible?**

Currently, the Kent Free Trees Scheme is available in the following Boroughs and Districts:

Ashford

London Borough of Bexley

Swale

Canterbury

Maidstone

Thanet

Dartford

Sevenoaks

Tonbridge and Malling

Dover

Shepway

Tunbridge Wells

Gravesham

We hope to extend the scheme to Medway in future years, but please do not apply if you are intending to plant your trees outside the areas listed above.

There are also certain other circumstances when we are not able to provide trees. If you answer **YES** to any of the questions below, then it is unlikely you will be successful:

- Will your trees be planted to comply with a landscaping condition attached to a planning application?
- Is your application to replace trees that were provided through a previous Free Trees Scheme application?
- Will your trees be planted on someone else's land without their permission?
- Are you applying on behalf of profit-making business (other than farming)?

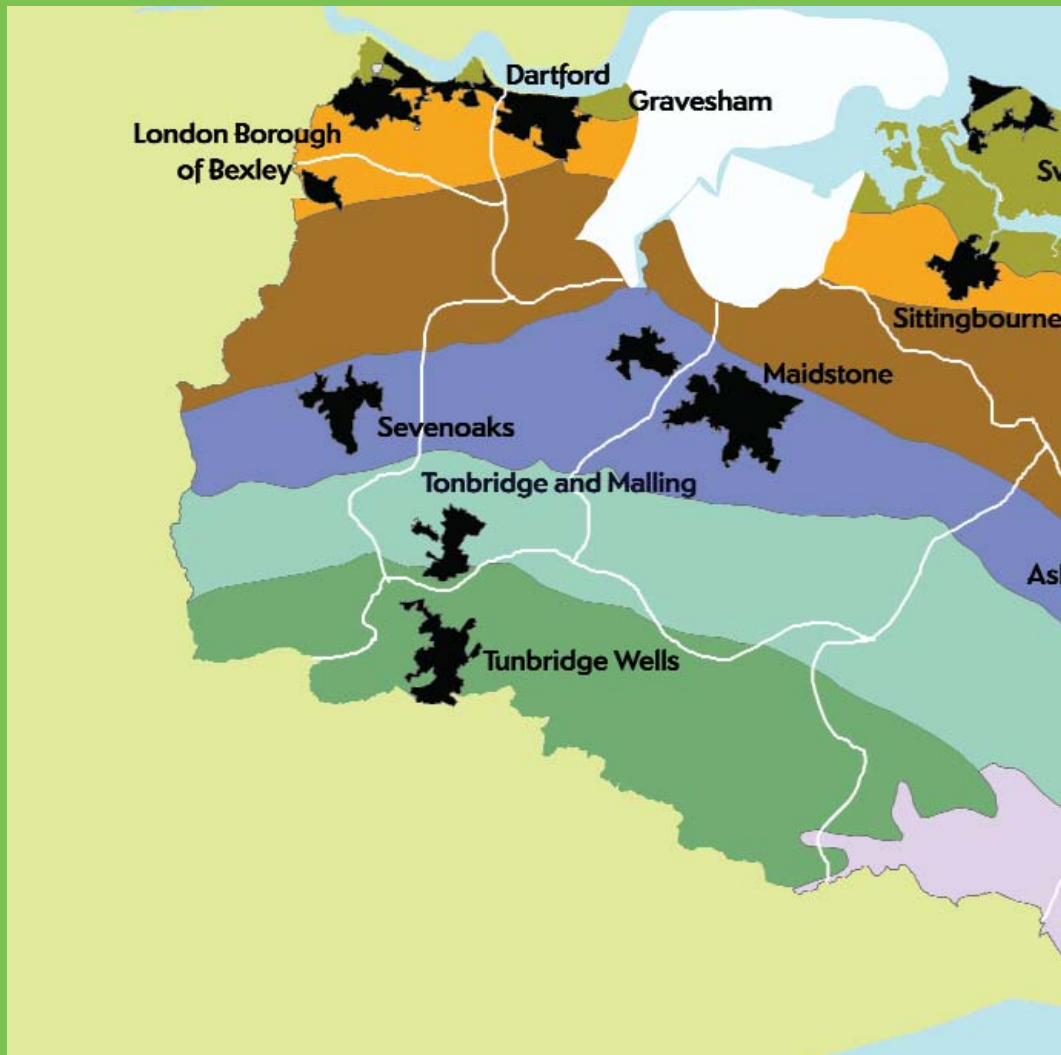
Otherwise, continue to step 2 of your application...

**“Thank you so much for our trees
– the children are very excited!”**

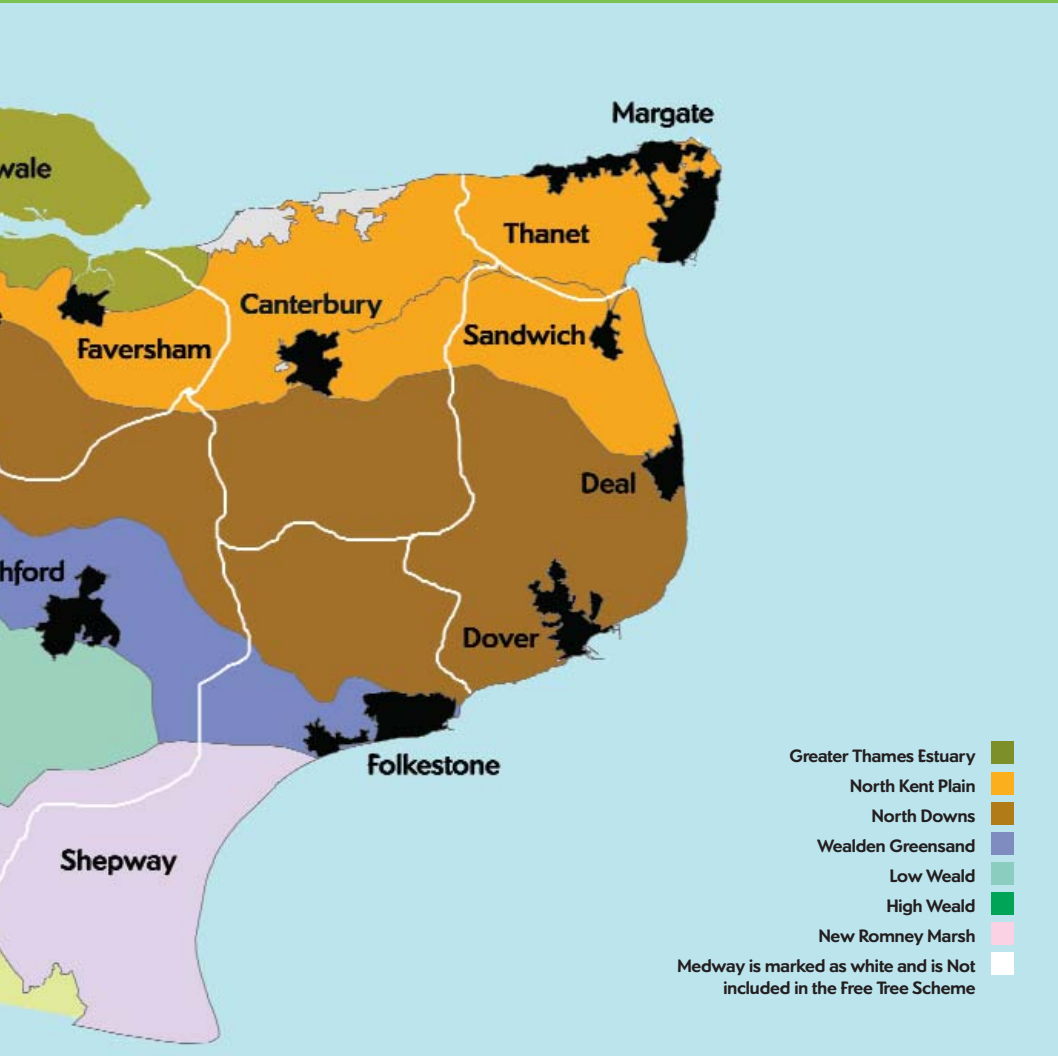
Step 2

identifying **your landscape area**

It is important that you plant the right trees in the right place. Trees are less likely to survive and flourish in the wrong soil conditions and inappropriate trees can have a negative effect on the landscape.



Use the map on this page to identify the landscape area of your intended planting site. If in doubt, phone your local countryside partnership (details can be found towards the back of this booklet) where a member of staff will be able to help you.



Landscape Area

Tree Species	Greater Thames Estuary	North Kent Plain	North Downs	Wealden Greensand	Low Weald	High Weald	New Romney Marsh
Alder*	✓	✓	✓	✓	✓	✓	
Ash		✓	✓			✓	✓
Beech			✓	✓		✓	
Birch				✓		✓	✓
Blackthorn		✓	✓		✓	✓	✓
Cherry, Wild		✓	✓			✓	
Crab Apple		✓	✓		✓		
Dogwood		✓	✓				
Field Maple		✓	✓		✓	✓	✓
Guelder-rose		✓	✓				
Hawthorn	✓	✓	✓	✓	✓	✓	✓
Hazel		✓	✓	✓	✓	✓	✓
Holly		✓	✓	✓		✓	✓
Hornbeam				✓	✓	✓	✓
Oak, Common (Pendunculate)		✓	✓		✓	✓	✓
Oak, Sessile				✓		✓	
Rowan (Mountain Ash)				✓			
Wayfaring Tree		✓	✓		✓		
Whitebeam		✓	✓				
Willow, Crack *	✓	✓	✓		✓		
Chalk soil hedge		✓	✓				
Sandy soil hedge				✓			
Clay soil hedge					✓		✓
High Weald hedge						✓	

* These species are only suitable if planted in wet ground.



Step 3

choose **your trees**

Now the exciting bit! You now know which landscape area your proposed planting will take place in. Use the table opposite as a guide to select the species that will grow best. Overleaf you will find further information on each species of tree to help you make your choice. **Please note: if you select species not appropriate to your landscape area, your application may be rejected.**

We do understand that there are some circumstances when you may need to choose trees not normally associated with your landscape area:

- You are planting your trees in a garden in an urban area.
- Local variations in soil conditions. For instance, areas of sandy soil can be found in the North Downs or North Kent Plain landscape areas.

If you do choose species not normally associated with your landscape area, please indicate why in the appropriate box on the application form.

Planting a hedge

You can also use your free trees to plant a hedge. We recommend a planting rate of five trees per metre in a double staggered row. For your convenience, we provide a pre-selected mix depending on your landscape area. If you would like details of what is in each of these mixes, please call your local countryside partnership (contact details towards the back of the leaflet).


Help! I need more than 25 trees!

You may need more than 25 trees, particularly if planting a hedge. If so, please feel free to order more using the same application form. Prices for additional trees can be found in Step 4 ordering extras.

I don't think I need all 25 free trees. Can I order less?

Absolutely! We would rather you only ordered trees that you need and have room to grow.

“First time I’ve done this and I was very impressed. I think this is a wonderful idea and have told several friends.”



tree information

Alder **G** Size: M

A fast growing tree of wet soils and particularly suitable beside rivers. Will withstand flooding and helps to stabilise riverbanks. Produces small cones that provide valuable food for finches in the winter.

Ash Size: L

A hardy fast growing tree that can grow quite large and therefore not suitable for most gardens. Will grow in most soils but prefers those of a chalky nature. Provides dappled shade when mature.

Beech Size: L

A tree typical of well-drained chalky soils. Can grow very large and is ideal as a specimen tree, or as part of a copse. Leaves turn an attractive copper-gold in the autumn.

Birch **G** Size: M

An attractive tree preferring well-drained soils but will grow in most conditions. The small leaves do not cast excessive shade and turn a bright yellow in the autumn. Produces spring catkins and supports a variety of wildlife.

Blackthorn **G S** Size: S

A fast-spreading shrub with sharp thorns making it a good security plant. Produces white blossom before leaves are produced in the spring and sloe berries in the autumn.

Cherry, Wild **G** Size: M

An attractive fast-growing tree. Distinctive smooth bark with impressive display of spring blossom and fruit in the summer. Grows in most soil types, but prefers those with higher fertility.

Crab Apple **G** Size: S

Capable of growing in most soils, and supports a wide variety of insect life. Takes on a gnarled appearance as it matures, and produces small fruits in the autumn.

Dogwood **G S** Size: S

An eye-catching shrub with purple to green stems that provide winter colour in gardens. Bushy growth habit that also makes it an ideal hedge plant.


Field Maple **G** Size: M

Will grow on most soils (apart from acid) and is an attractive tree for gardens. Turns a variety of colours in the winter (from yellows to reds) which are most stunning when grown on heavy soils.

Guelder-rose **G S P** Size: S

A rose with no thorns that has white flowers turning to bright red berries in the autumn. A striking shrub on its own or as part of a hedge. Prefers damp, lime-rich soil.

DO NOT PLANT IN AREAS WHERE CHILDREN MAY BE PRESENT



Hawthorn **G S** Size: S

This fast-growing plant will form anything from a small shrub to a tree depending on how it is managed. Has white blossom in May and red berries in the autumn, and will grow anywhere. Sharp thorns make it a good security hedge plant.

Hazel **G S** Size: S

A tolerant shrub that will grow in most places except wet grassland. May also struggle on acid soils. Tends to grow with many stems and has broad round leaves. Produces catkins in the spring and nuts in the autumn.

Holly **G S** Size: M

The only evergreen species provided through the Free Trees Scheme. Prefers shade beneath other trees with dry soil. Berries may cause stomach upsets if eaten.

Hornbeam Size: L

A slow-growing tree that prefers silt or gravel over a heavy subsoil. Similar to beech but with serrated leaves. Suitable as either a woodland tree or as an individual specimen.

Oak, Common (Pendunculate) Size: L

Our most frequently encountered oak tree that will grow on most soils but prefers those most fertile. Is replaced by the Sessile Oak on sandy soil. Excellent for wildlife.

Oak, Sessile Size: L

Grows better on poor, generally sandy soils, and is named 'sessile' due to its acorns having no stalk. Also excellent for wildlife.

Rowan (Mountain Ash) **G** Size: S

Attractive tree with ash-like leaves but growing considerably smaller. Excellent for gardens with sandy soils. Produces berries that turn from yellow to red and provide a food source for wildlife.

Wayfaring Tree **G S** Size: S

A shrubby species with thick, slightly hairy leaves. Crushed leaves have a distinctive scent. Prefers chalky soils. Black fruits are not poisonous but may cause stomach upsets.

Whitebeam **G S** Size: S

A distinctive tree of chalk areas identified by white undersides to its leaves. Produces red berries in the autumn.

Willow, Crack Size: M

A distinctive riverside tree that is capable of growing from twigs that break off with a crack and lodge themselves in the riverbank. Only suitable for wet soils.



Key:

G Suitable for gardens

S Shrubby species

P Poisonous

Size when mature

S 4-10m (15-30ft)

M 10-18m (30-60ft)

L Over 18m (over 60ft)

Step 4

ordering **extras**

There are several planting accessories available that can help enhance the growth of your trees. However, in most circumstances (particularly for trees planted in gardens) there is no need for these accessories:

- **Spiral tree guards** – Choose these if your tree is at risk of being eaten by rabbits. Spiral guards offer simple protection in the form of a plastic spiral that fits around the base of the tree and comes complete with a bamboo stake.
Price: £0.40 each.
- **Tree shelters** – Choose these if you need more robust protection from rabbits and other small grazing animals, or want to enhance the growth of your young trees. Shelters are stout plastic tubes 60cm in height and supported with a wooden stake.
Price: £0.90 each.
- **Mulch mats** – Use if you are planting your trees in an area where there is likely to be considerable growth from grasses and other weeds. These mats cover a 50cm square section of ground around the base of your tree and suppress the growth of weeds while your tree establishes.
Price: £0.90 each.
- **Additional trees** – If you would like to apply for more than 25 trees, please do so using the same application form. Your 25 free trees will be deducted from the total trees you order.
Cost: £0.60 each (excluding Holly: £1.00)

If you feel you need any of these items, please fill out the appropriate section on the application form.

“Very good idea for getting the public to plant more trees around the county. Many thanks.”





Step 5

fill out the **application form**

Having chosen your trees, fill out the application form at the back of this booklet with the quantities required. Make sure that all sections are completed. We may not be able to process your application if they are not.

Don't forget to enclose a map

We do require a map of exactly where you intend to plant your trees and your application will not be valid without a map. Please either mark on a photocopy of an Ordnance Survey map, or in the case of gardens, on a simple sketch map. The map should be sufficiently detailed for us to locate the trees in the future for monitoring purposes. If possible, also include the grid reference of your site.

Ordering extra trees and planting accessories

If you have ordered planting accessories or more than 25 trees, please use the prices in the ordering extras section to calculate the cost. Please send a cheque made payable to Kent County Council along with your application in order to secure your additional trees and accessories.

Choosing where to pick up your trees

To minimise the carbon footprint of the Free Trees Scheme, we offer several pick-up points for your trees. Please choose the closest pick-up point to your location. Please note that your choice can not be changed once your application has been submitted.

Returning your application form

Please send your completed application form along with your map to:

Kent County Council

Business Support Unit
Environment & Waste
Second Floor, Invicta House,
Maidstone, ME14 1XX

Don't miss the closing date for applications – 30th October

The final date that applications can be received is 30th October. If your application is received after this date, it will be carried forward to the following year's scheme.



what happens **next?**

The Kent Free Trees Scheme has limited funds, so there is no guarantee that your application will be successful (even if it meets the criteria). It is therefore very important that:

- You apply as early as possible.
- You choose species appropriate to your landscape area.
- You complete all parts of the application and provide a sketch map.

We process the applications immediately after the closing date, and aim to inform successful applicants as soon as possible. The table below gives approximate dates for the processing of the Free Trees Scheme.

30th October

Closing date for applications.

Early November

Final order for trees and accessories confirmed with supplier

Mid November

All successful applicants informed and pick-up dates confirmed by email or letter.

Late November/Early December

Collection of trees from your chosen pick-up point.

Early December to end February

Trees planted by yourself.

Contacting your Countryside Partnership

The Countryside Partnerships provide a vital role in conservation, biodiversity and enhancement of the Kent countryside and coast, whilst working with local communities to improve their environment.

For help and advice on your application in your area contact;



North West Kent Countryside Partnership
**Dartford, Gravesham, London Borough of Bexley
and Sevenoaks**

Tel/fax: 01322 294727
Email: info@nwkcp.org
Web: www.nwkcp.org



Medway Valley Countryside Partnership
Maidstone, Tonbridge and Malling

Tel/fax: 01622 683695
Email: medwayvalley@kent.gov.uk
Web: www.medwayvalley.org



Kent High Weald Countryside Partnership
Tunbridge Wells

Tel: 01580 212972 Fax: 01580 212691
Email: info@khwp.org.uk
Web: www.khwp.org.uk



Kentish Stour Countryside Partnership
Ashford, Canterbury and Thanet

Tel/Fax: 01233 813307
Email: kentishstour@kent.gov.uk
Web: www.kentishstour.org.uk



Mid-Kent Downs Countryside Partnership
Swale Borough

Tel: 01303 85170 Fax: 01303 85179
Email: mail@kentdowns.org.uk



White Cliffs Countryside Partnership
Ashford, Dover and Shepway

Tel/Fax: 01304 241806
Email: mail@whitecliffscountryside.org.uk
Web: www.whitecliffscountryside.org.uk

Application guidelines

- A total of 40,000 trees are available through the scheme. Therefore preference will be given to applications based on date of receipt and fulfilling the scheme's criteria.
- Applications will not be valid without a map showing the location of where the trees will be planted
- We can only accept one application per person and a maximum of three applications for any one community greenspace or site.

Checklist

Before sending us your application please take time to check you have completed the following;

- You have completed the application in full
- You have checked that the trees you have applied for are appropriate to your soil type (using the landscape character area map and tree species table)
- You have enclosed a map showing the location that the trees will be planted
- You have applied for accessories if required
- You have told us where you would like to collect the trees from
- You have enclosed a cheque made payable to Kent County Council for the cost of additional trees and/or accessories.

Why Network Rail is sponsoring the Kent Free Trees Scheme



Network Rail is delighted to support this initiative by the Kent Countryside Partnerships. In order to maintain a safe railway Network Rail has an ongoing programme of vegetation

management. This requires us to remove vegetation & trees alongside the railway, this ensures signals are not obscured and enables track workers to work safely. Old & diseased trees pose a threat to both the operational railway and our neighbours. There is also the ongoing problem of fallen leaves on the rails creating a dangerous slippery surface resulting in delays to our commuters.

As part of our commitment to the environment we have actively supported the planting of over 50,000 trees throughout Kent over the past four years.

Network Rail, 40 Melton Street, London, NW 12EE www.networkrail.co.uk

Your Free Trees Scheme **Application**

Your details

Name:

Address:

Postcode:

Email address: (required for confirmation of successful applications)

Tel. Number:

Local Authority Borough or District in which planting will take place

Location where trees are to be planted (if possible include grid reference):

If you have applied for trees not identified as suitable for your Landscape Area please explain your reasons:

By submitting this application you confirm the following:

- The trees are not being planted to comply with a landscaping condition attached to planning permission.
- The trees are not being planted to replace any that were previously provided through the Free Trees Scheme.
- The trees are not being planted on someone else's land without their permission.
- This application is not on behalf of a profit-making business (other than farming).
- The trees will be planted in the location specified in this application.
- I will provide adequate care for the free trees provided.
- I will allow a representative of my local Countryside Partnership (having given due notice) to inspect the free trees supplied in order to assess the success of the scheme.
- I will not cut down the free trees supplied without the written consent of my local Countryside Partnership.

Signed:

Date:



Under the Data Protection Act 1998, this information will be securely held by Kent County Council solely to inform you of its work. This data will not be used for any other purpose, nor passed onto any third party.